


BARRIER GATE



AGB11, AGB12, AGB13

Parameters:

Maximum straight boom length	1.5s type	3m
	3s type	4.5m
	6s type	6m
Opening and closing times	1.5s/3s/6s	
Voltage	220V/110V +/-10%	
Frequency	50HZ	
Motor power consumption	60w	
Working temperature	-30° to 80° C	
Housing dimension	355(Width)*280(Depth)*1050(Height)mm	
Weight no including barrier boom	50kgs	
Drive	Torque motor	
Maximum Remote Control Distance	≤40m	

Features :

- 60W turbine worm transmission deceleration induction motor, saving energy, motor with fan, prevent overheating, could working 24 hours without stop: Drive Steady, Noise Lower, Structures Compact, can realize self-locking
- Use 2 springs, the spring is not easy to fracture
- Integrative machine core: all part is made by mold, so all parts can be more accurate. And so the barrier gate can be much more stable
- Accurate link mechanism: link mechanism can release arm shake and motor load, so the barrier gate can move more stable and barrier gate working life can be longer.

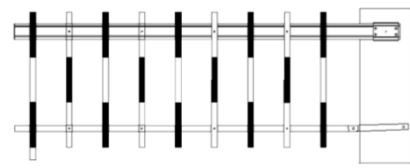
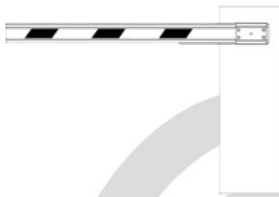
Boom Type:

Straight Boom

Folding Boom


Fence Boom





Type	Opening and closing times	Maximum boom length
Straight Boom	1.5s	3m
	2s	4m
	3s	4.5m
	6s	6m
Folding Boom	3s	4.5m
	6s	6m
Fence Boom	6s	4.5m

Retractable Straight Boom, easy for transportation (Optional):



A = Master Boom, B=Slave Boom

B<=A

Part B can be contracting inside in part A. This boom design is served for easy-transportation. From now on, 6m boom transportation can be easier and more convenient. 6m straight boom can be made as 4m+2m or 3m+3m.

Direction

Machine Core Structure

Direction:

